

## FROM THE PRINCIPAL

Dear Parents and Community Members,

In the 2013-2014 school year, Waverly Elementary School received an Overall State Rating of a Level 4 on a scale of 5. This rating represents a combination of student growth and achievement and indicates that our students are performing about as well or better on standards-based tests as students at other Oregon elementary schools. Compared to elementary schools with similar student demographics, Waverly Elementary is better than average.

Waverly is a great place for students! We will continue to deliver standards of excellence in academics and character development by providing small group reading instruction, small group math intervention instruction, P.E., library and

technology instruction, and counseling services. You can help by monitoring and talking with your student about homework and upcoming assessments, attending parent teacher conferences, and volunteering. We look forward to partnering with you over the coming year to make sure all of our students reach their potential!

Thank you,

Principal | Anne Griffith

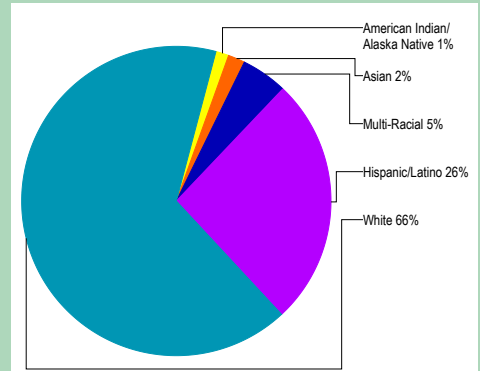
## SCHOOL PROFILE

Enrollment 2013-14	227
K-3	177
4-5	50
Change from previous year	-3.4%
Students attending 90% or more of enrolled days	80.6%
.....	
Average elementary class size in 2012-13	22.4

Note: a "\*" is displayed when the data must be suppressed to protect student confidentiality.

Select Demographics 2013-14	
English Learners	19%
<i>Students who have ever been eligible for or participated in a program to acquire academic English.</i>	
Economically disadvantaged	85%
Students with disabilities	31%
.....	
Number of different languages spoken:	6

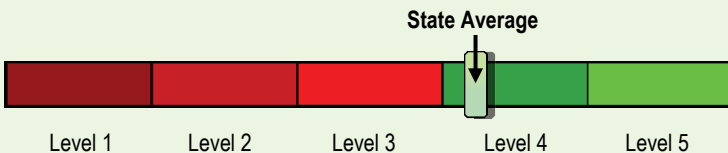
## STUDENTS



## OVERALL STATE RATING HOW ARE STUDENTS AT THIS SCHOOL PERFORMING COMPARED TO THOSE AT OTHER SCHOOLS?

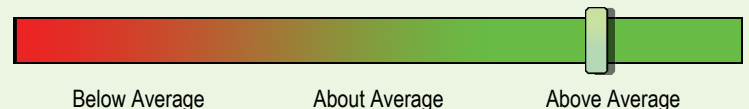
The overall state rating is intended to summarize this school's particular successes and challenges. It is based on a combination of up to five factors. Three of these factors come from standardized test scores in reading and math: student achievement, student growth, and the growth of underserved subgroups. Please be aware that this rating is based mainly on high-stakes testing and accordingly, represents a limited view of student performance. Other aspects of this report card are designed to put this rating in the proper context.

**Compared to all schools statewide in 2013-14, this school is rated as Level 4.**



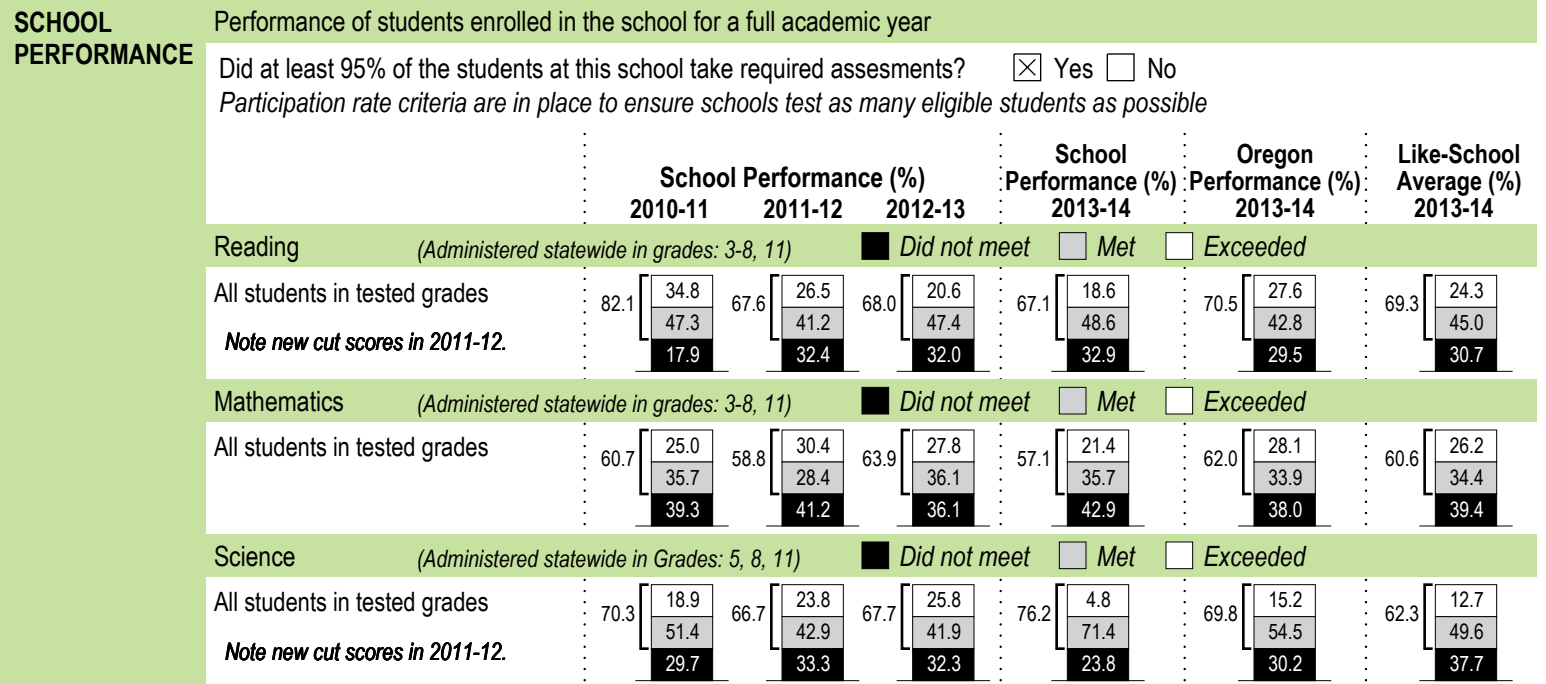
- Level 1** = Falls into the bottom 5% of schools
- Level 2** = Falls between 5% and 15% of schools
- Level 3** = Falls between 15% and 44% of schools
- Level 4** = Falls between 44% and 90% of schools
- Level 5** = Falls into the top 10% of schools

**Compared to elementary schools with similar student demographics in 2013-14, this school's rating is above average.**



- Below average** = Falls into the bottom third of comparison schools
- About average** = Falls into the middle third of comparison schools
- Above average** = Falls into the top third of comparison schools

## PROGRESS ARE STUDENTS MAKING ADEQUATE GAINS OVER TIME?



Visit [www.ode.state.or.us/go/data](http://www.ode.state.or.us/go/data) for additional assessment results.

Note: a "\*" is displayed when data are unavailable or to protect student confidentiality.

## OUTCOMES FOR KEY STUDENT GROUPS AT THIS SCHOOL COMPARED TO THE SAME GROUPS STATEWIDE

STUDENT GROUP OUTCOMES	School Performance (%)	Oregon Performance (%)	School Compared to OR Average	School Performance (%)	Oregon Performance (%)	School Compared to OR Average	School Performance (%)	Oregon Performance (%)	School Compared to OR Average		
	<b>Economically Disadvantaged</b>				<b>American Indian/Alaska Native</b>			<b>Native Hawaiian/Pacific Islander</b>			
Reading	66.1	59.1	+7.0	Reading	*	57.5	*	Reading	*	54.8	*
Mathematics	54.8	49.5	+5.3	Mathematics	*	48.4	*	Mathematics	*	48.9	*
Science	75.0	57.5	+17.5	Science	*	56.4	*	Science	*	49.6	*
<b>English Learners</b>				<b>Asian</b>			<b>White</b>				
Reading	33.3	45.0	-11.7	Reading	*	79.2	*	Reading	77.5	77.7	-0.2
Mathematics	46.7	42.7	+4.0	Mathematics	*	78.5	*	Mathematics	62.5	68.3	-5.8
Science	50.0	42.1	+7.9	Science	*	78.0	*	Science	90.0	78.2	+11.8
<b>Students with Disabilities</b>				<b>Black/African American</b>			<b>Female</b>				
Reading	62.5	41.8	+20.7	Reading	*	52.6	*	Reading	56.3	73.0	-16.7
Mathematics	31.3	33.2	-1.9	Mathematics	*	38.8	*	Mathematics	53.1	61.4	-8.3
Science	*	44.2	*	Science	*	48.5	*	Science	66.7	67.9	-1.2
<b>Migrant</b>				<b>Hispanic/Latino</b>			<b>Male</b>				
Reading	*	41.3	*	Reading	45.0	50.9	-5.9	Reading	76.3	68.0	+8.3
Mathematics	*	40.9	*	Mathematics	45.0	44.6	+0.4	Mathematics	60.5	62.5	-2.0
Science	*	40.5	*	Science	50.0	47.0	+3.0	Science	83.3	71.6	+11.7
<b>Talented and Gifted</b>				<b>Multi-Racial</b>							
Reading	*	98.4	*	Reading	66.7	75.6	-8.9	<div style="border: 1px solid black; padding: 5px;">                     Note: a "*" is displayed when data are unavailable or to protect student confidentiality.                 </div>			
Mathematics	*	98.2	*	Mathematics	66.7	64.7	+2.0				
Science	*	98.2	*	Science	*	75.1	*				

## **CURRICULUM & LEARNING ENVIRONMENT** WHAT IS THIS SCHOOL DOING TO IMPROVE STUDENT LEARNING AND TO PREPARE STUDENTS FOR THE FUTURE?

### **SCHOOL READINESS**

Character Education and Positive Behavior Interventions and Supports  
Families and Agencies Coming Together (FACT)  
Welcome Center  
Kindergarten Interviews and Orientation

School Nutrition Breakfast and Lunch Programs  
Strong Community Partnerships

### **ACADEMIC SUPPORT**

Special Education and Child Find for Students with Disabilities  
Small Group Instruction and Interventions  
Student Study Support Teams for Behavior and Instruction  
Federal Program Supports for Low Income and Second Language Learners

### **ACADEMIC ENRICHMENT**

Talented and Gifted Identification and Services  
Swimming and Bike Safety Provided by Community Donors  
Curriculum Nights  
Career Exploration  
Albany Public Schools Foundation Supports  
P.E. Extravaganza  
Accelerated Reader

### **EXTRA-CURRICULAR ACTIVITIES/ AFTER SCHOOL PROGRAMS**

Wednesday Early Release Community Based Partnerships  
Kindergarten Parent Nights  
Parenting and ESL Classes through LBCC  
PTA Sponsored Bingo Night

*Data and information in the Curriculum and Learning Environment section was provided by local schools and districts and was not verified by the Oregon Department of Education.*